

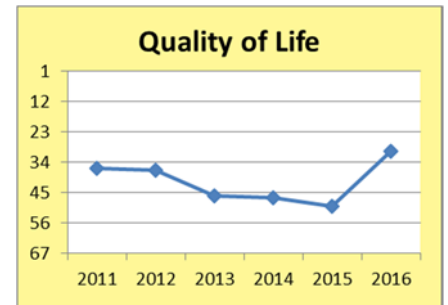
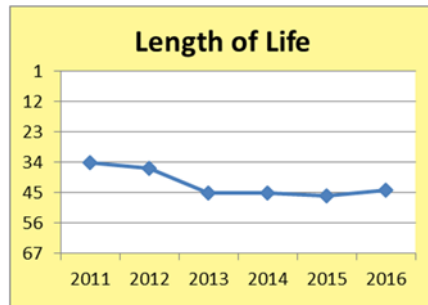
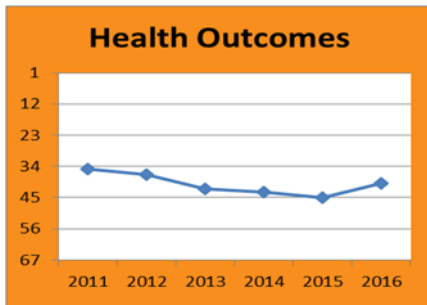


PUBLIC HEALTH DATA BRIEF

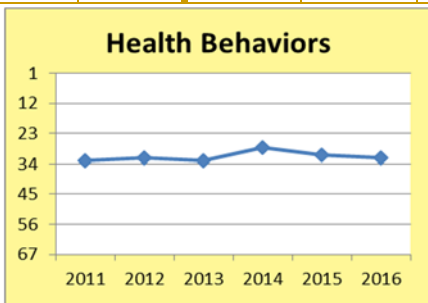
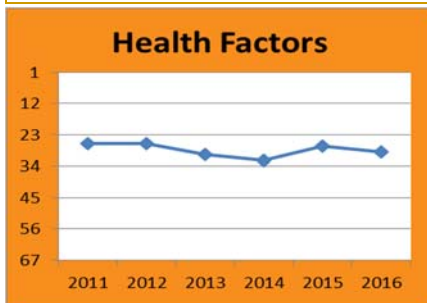


COUNTY HEALTH RANKINGS 2016 - VOLUSIA COUNTY

	Florida		Volusia					
	2015	2016	2011	2012	2013	2014	2015	2016
Health Outcomes			35	37	42	43	45	40
Length of Life			34	36	45	45	46	44
Premature death	6,893	6,800	8,811	8,917	8,975	8,975	8,625	8,400
Quality of Life			36	37	46	47	50	30
Poor or fair health	16%	17%	19%	18%	19%	21%	21%	16%
Poor physical health days	3.7	3.8	3.9	3.9	4.1	4.5	4.5	3.7
Poor mental health days	3.8	3.9	4.4	4.5	4.9	4.9	4.9	4.0
Low birth weight	8.7%	9.0%	7.9%	8.0%	8.2%	8.3%	8.3%	8.0%



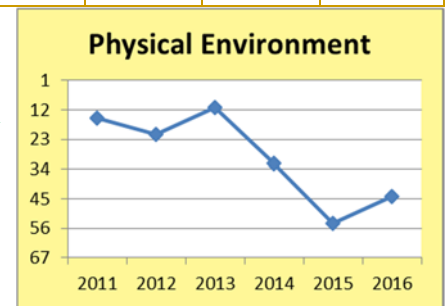
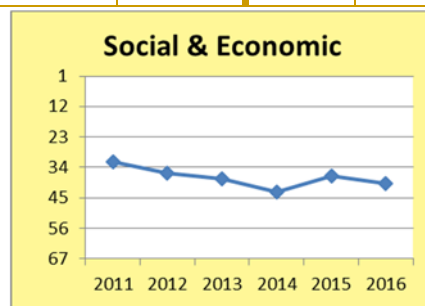
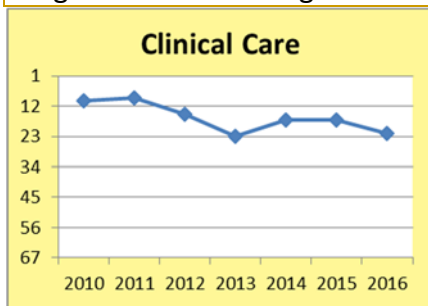
	Florida		Volusia					
	2015	2016	2011	2012	2013	2014	2015	2016
Health Factors			26	26	30	32	27	29
Health Behaviors			33	32	33	28	31	32
Adult smoking	18%	16%	27%	25%	25%	22%	22%	19%
Adult obesity	26%	25%	24%	25%	25%	26%	27%	28%
Food environment index	7.2	7.1	**	**	**	7.0	6.8	6.6
Physical inactivity	24%	24%	**	26%	26%	26%	27%	26%
Access to exercise opportunities	78%	92%	**	**	**	72%	91%	91%
Excessive drinking	16%	18%	18%	18%	18%	17%	17%	19%
Motor vehicle crash death rate	**	**	23.0	23.0	22.0	**	**	**
Alcohol-impaired driving deaths	29%	29%	**	**	**	30%	28%	28%
Sexually transmitted infections	399	415.1	300	322	370	298	334	294.4
Teen births	38	34	43	42	40	38	37	35



Data Sources: Robert Wood Johnson Foundation & University of Wisconsin Population Health Institute partner to sponsor the County Health Rankings so communities can identify & implement solutions for healthier homes, schools, workplaces & neighborhoods. For more info: www.countyhealthrankings.org

** = Data not reported

	Florida		Volusia					
	2015	2016	2011	2012	2013	2014	2015	2016
Health Factors (continued from front)			26	26	30	32	27	29
Clinical Care			9	15	23	17	17	22
Uninsured	24%	24%	24%	24%	25%	22%	21%	24%
Primary care physicians	1423:1	1,390:1	1405:1	1405:1	1560:1	1509:1	1510:1	1,460:1
Dentists	1874:1	1,820:1	**	**	2413:1	2311:1	2256:1	2,180:1
Mental health providers	744:1	690:1	**	**	**	1129:1	886:1	840:1
Preventable hospital stays	59	55	57	57	57	55	53	50
Diabetic monitoring	85%	85%	**	**	**	85%	85%	86%
Diabetic screening	**	**	82%	84%	85%	**	**	**
Mammography screening	67.7%	68%	71.3%	72.9%	71.8%	69%	69.5%	69%
Social & Economic Factors			32	36	38	43	37	40
High school graduation	75%	75%	65%	81%	62%	62%	67%	68%
Some college	60.1%	57%	57.8%	58.6%	60%	60.8%	58.2%	57%
Unemployment	7.2%	6.7%	11.0%	12.0%	10.8%	8.8%	7.3%	6.7%
Children in poverty	25%	27%	19%	27%	27%	32%	25%	27%
Inadequate social support	**	**	23%	23%	23%	23%	**	**
Income inequality	4.6	4.4	**	**	**	**	4.4	4.4
Children in single-parent households	38%	41%	35%	35%	36%	37%	38%	41%
Social associations	7.3	7.8	**	**	**	**	8.1	7.8
Violent crime	514	494	575	577	565	535	494	494
Injury deaths	69	85	**	**	**	82	85	85
Physical Environment			15	21	11	32	54	44
Air pollution - particulate matter	11.4	11.4	**	**	7.6	11.2	11.2	11.2
Air pollution-particulate matter days	**	**	0	0	**	**	**	**
Air pollution-ozone days	**	**	1	1	**	**	**	**
Drinking water violations	6%	No	**	**	0%	8%	27%	Yes
Access to healthy foods	**	**	77%	**	**	**	**	**
Access to recreational facilities	**	**	11	11	11	**	**	**
Limited access to healthy foods	**	**	**	15%	9%	**	**	**
Fast food restaurants	**	**	**	42%	40%	**	**	**
Severe housing problems	22%	23%	**	**	**	19%	20%	20%
Driving alone to work	80%	80%	**	**	**	82%	82%	82%
Long commute - driving alone	38%	38%	**	**	**	34%	34%	34%



For more information, contact the Florida Department of Health in Volusia County
Office of Informatics & Assessment at 386 274-0605 or visit our website www.VolusiaHealth.com